

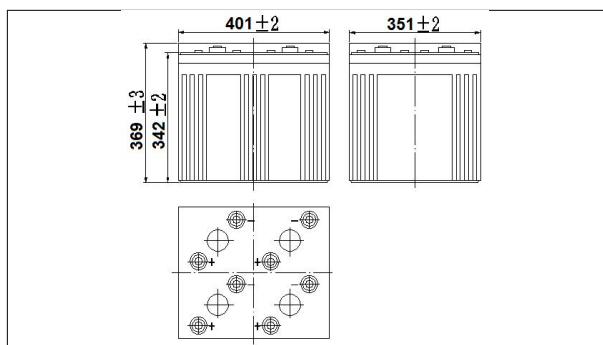
## NPD2-1500Ah 2V1500Ah



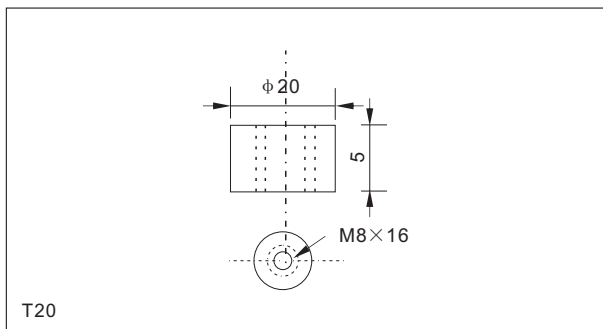
### Specifications

Nominal Voltage		2V
Rated capacity (20 hour rate)		1500Ah
Dimensions	Length	401±2mm(15.79inch)
	Width	351±2mm(13.82inch)
	Height	342±2mm(13.46inch)
	Total Height	369±2mm(14.53inch)
Approx. Weight		96.5kg(212.3lbs)±3%

### Outer dimensions (mm)



### Terminal Type (mm)



### Characteristics

Capacity (25°C)	20HR(1.8V)	1500Ah
	3HR(1.80V)	1170Ah
	1HR(1.75V)	870Ah
Terminal type		T20
Internal resistance (Fully charged, 25°C)		Approx. 0.2m Ω
Capacity affected by temperature (20HR)	40°C	102%
	25°C	100%
	0°C	85%
	-15°C	65%
Self-discharge (25°C)	3 months	Remaining Capacity: 91%
	6 months	Remaining Capacity: 82%
	12 months	Remaining Capacity: 65%
Nominal operating temperature		25°C ± 3°C (77°F ± 5°F)
Operating temperature range	Discharge	-15°C ~ 50°C (5°F ~ 122°F)
	Charge	-10°C ~ 50°C (14°F ~ 122°F)
	Storage	-20°C ~ 50°C (-4°F ~ 122°F)
Float charging voltage (25°C)		2.25 to 2.30V Temperature compensation: -3mV/°C
Cyclic charging voltage (25°C)		2.40 to 2.50V Temperature compensation: -5mV/°C
Maximum charging current		300A
Maximum discharge current		7500A(5 sec.)
Designed floating life (20°C)		15 years

### Construction

Component	Positive plate	Negative plate	Container	Cover	Separator	Electrolyte	Safety valve	Terminal
Raw material	lead dioxide	Lead	ABS	ABS	AGM	Sulfuric acid	Rubber	Copper

### Constant Current Discharge Characteristics Unit: A(25°C, 77°F)

F.V/Time	30min	60min	2h	3h	4h	5h	6h	8h	10h	20h	24h
1.60V	1420	983	575	414	331	285	245	193	160	84.2	72.1
1.65V	1391	953	571	411	329	283	244	192	159	84.0	72.0
1.70V	1349	924	566	408	327	281	242	191	159	83.8	71.7
1.75V	1316	894	558	406	324	279	240	190	158	83.3	71.3
1.80V	1268	865	544	393	315	271	233	184	157	82.7	70.8

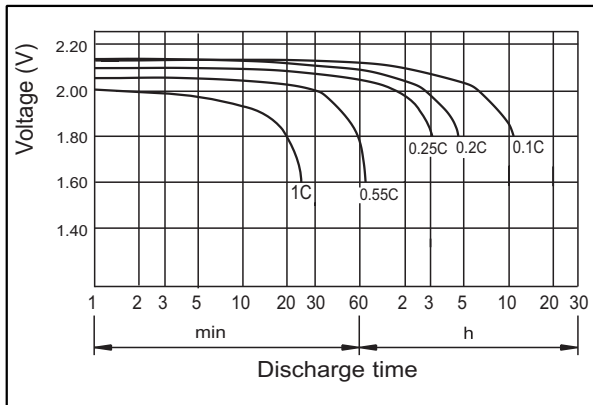
### Constant Power Discharge Characteristics Unit: W(25°C, 77°F)

F.V/Time	30min	60min	2h	3h	4h	5h	6h	8h	10h	20h	24h
1.60V	2655	1867	1109	811	649	561	483	385	318	168	145
1.65V	2602	1811	1103	806	645	558	480	382	317	168	145
1.70V	2522	1755	1093	801	640	554	477	380	316	168	144
1.75V	2461	1699	1077	795	636	550	473	377	314	167	143
1.80V	2371	1643	1049	771	617	534	459	366	312	165	142

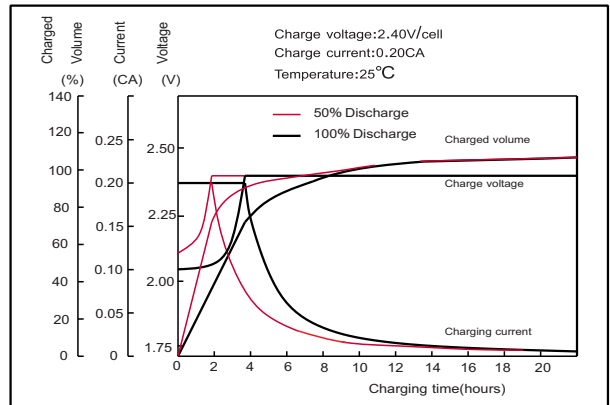
Note: The above characteristics data can be obtained within three charge or discharge cycles.

**NPD2-1500Ah 2V1500Ah**

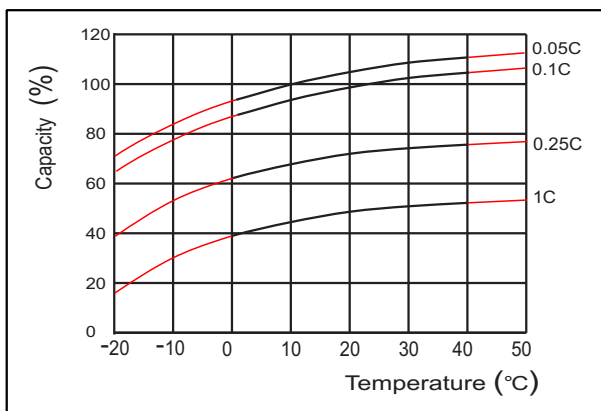
● **Discharge characteristics(25°C)**



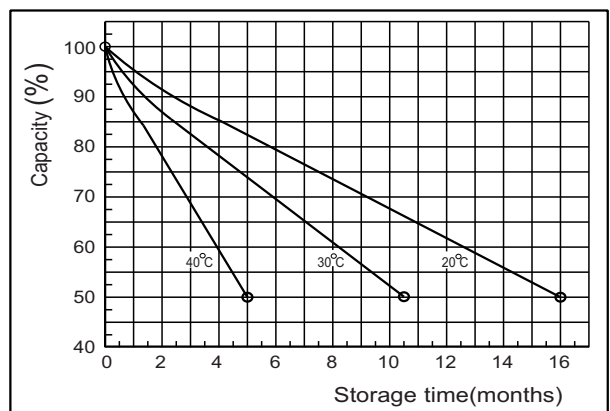
● **Charging characteristics**



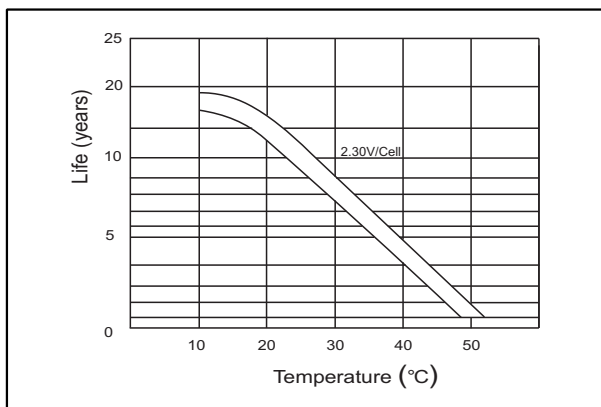
● **Effect of Temperature on Capacity**



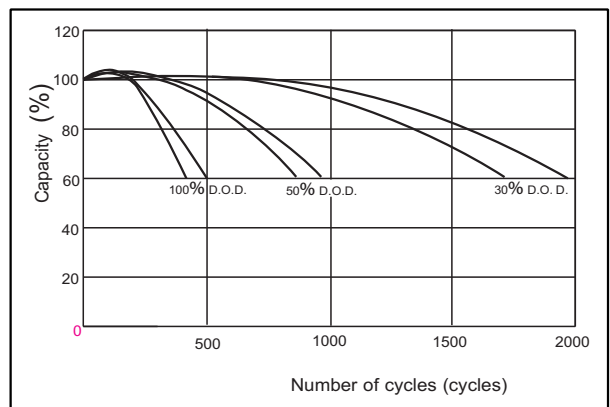
● **Self-discharge characteristics**



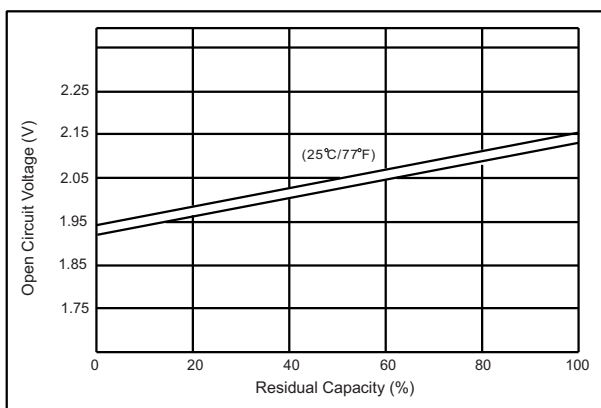
● **Temperature effects on float life**



● **Cycle service life in relation to depth of discharge**



● **The relationship for OCV and Capacity (25°C)**



● **The relationship for Charging voltage and Temperature**

